





	Strategy	Kusile Power Station
---	----------	----------------------

Title: Kusile Power Station Tender Technical Evaluation for the Supply and Installation of Maintenance Ancillary Services Workshop Tools, Equipment and Machines	Document Identifier:	KUS-20241169
	Alternative Reference Number:	N/A
	Area of Applicability:	Kusile Power Station
	Document Type:	Strategy
	Revision:	1
	Total Pages:	9
	Next Review Date:	N/A
	Disclosure Classification:	CONTROLLED DISCLOSURE

Compiled by	Supported by	Functional Responsibility	Authorized by
			
Fani Mahlangu Snr Supervisor Maintenance Ancillary Services	Phetheni Mhlongo Snr Advisor Technical Support	Fhatuwani Nelufhangani Manager Maintenance Ancillary Services	Abel Vuma Manager Maintenance Group
Date: 25/11/2024	Date: 25/11/2024	Date: 25/11/2024	Date: 27/11/2024

Content

Page

1. Introduction	3
2. Supporting Clauses.....	3
2.1 Scope	3
2.1.1 Purpose	3
2.1.2 Applicability.....	3
2.1.3 Effective date	3
2.2 Normative/Informative References	3
2.2.1 Normative	3
2.2.2 Informative	3
2.3 Definitions.....	4
2.4 Abbreviations	4
2.5 Roles and Responsibilities	5
2.6 Process for Monitoring	5
2.7 Related/Supporting Documents	5
3. Tender Technical Evaluation Strategy	5
3.1 Tender Technical Evaluation Threshold	5
3.2 Technical Evaluation Criteria.....	5
3.3 TET Members.....	5
3.4 Mandatory Evaluation Criteria	6
3.5 Qualitative Evaluation Criteria	6
3.6 TET Members Responsibilities.....	8
3.7 Foreseen Acceptable / Unacceptable Qualifications	8
4. Acceptance	9
5. Revisions	9
6. Development Team.....	9
7. Acknowledgements	9

Tables

Table 1: TET Members3.....	5
Table 2: Mandatory Evaluation Criteria	6
Table 3: Qualitative Evaluation Criteria	6
Table 4: TET Member Responsibility	8
Table 5: Acceptable Technical Risks	8
Table 6: Unacceptable Technical Risks	8
Table 7: Acceptable Technical Exceptions / Conditions	8
Table 8: Unacceptable Technical Exceptions / Conditions	8

CONTROLLED DISCLOSURE

When downloaded from the document management system, this document is uncontrolled and the responsibility rests with the user to ensure it is in line with the authorized version on the system.

No part of this document may be reproduced without the expressed consent of the copyright holder, Eskom Holdings SOC Ltd, Reg No 2002/015527/30.

1. Introduction

Kusile Power Station Management has decided to partner with a suitably qualified supplier on procurement and installation of essential workshop tools, equipment, and machines to support the ongoing maintenance and operational efficiency of the units. This document sets out the method and criteria that will be used to evaluate the tender's technical capability to deliver and install the required workshop tools and equipment.

2. Supporting Clauses

2.1 Scope

The scope of this contract defines the requirements to be met by the tenderer for the Procurement, Delivery, Installation and Commissioning of MAS Workshop Tools, Equipment and Machinery at Kusile Power Station.

2.1.1 Purpose

The purpose of this Tender Technical Evaluation Strategy is to define the Mandatory and Qualitative Evaluation Criteria and Technical Evaluation Team member responsibilities for tender technical evaluation. The technical evaluation strategy serves as basis for the tender technical evaluation process.

2.1.2 Applicability

This strategy document applies to the Generation, Kusile Power Station.

2.1.3 Effective date

This document shall be effective from the date of authorisation as indicated on the cover page.

2.2 Normative/Informative References

Parties using this document shall apply the most recent edition of the documents.

2.2.1 Normative

- [1] 240-48929482: Tender Technical Evaluation Procedure
- [2] 32-1034: Eskom Procurement and Supply Chain Management Procedure
- [3] QM 58: Supplier Contract Quality Requirements Specification

2.2.2 Informative

- [4] ISO 9001 Quality Management Systems
- [5] Machinery Directive (2006/42/EC) & ANSI/RIA R15.06-2012 standard
- [6] ISO 13850: Safety of machinery - Emergency stop - Principles for design

CONTROLLED DISCLOSURE

When downloaded from the document management system, this document is uncontrolled and the responsibility rests with the user to ensure it is in line with the authorized version on the system.

No part of this document may be reproduced without the expressed consent of the copyright holder, Eskom Holdings SOC Ltd, Reg No 2002/015527/30.

- [7] ISO 14119: Safety of machinery - Interlocking mechanical protective devices.
- [8] ISO 13849-1: Safety of machinery - Safety-related parts of control systems - Part 1: General design principles
- [9] ISO 12100: Safety of machinery - General design principles - Risk assessment and risk reduction
- [10] 32-727 Safety, Health, Environment, and Quality (SHEQ) Policy

2.3 Definitions

Definition	Description
Client	Eskom, Kusile Power Station or representative
Client Representative	Any person appointed in writing by Client as the delegated Client representative in terms of the provisions
Controlled Disclosure	Controlled Disclosure to external parties (either enforced by law, or discretionary).
Plant	Any structure, machinery, apparatus, or equipment which does not fall within the scope of the operating regulations for high voltage systems, and excludes, mobile, portable lifting equipment, domestic circuits' appliances, and tools.
Supplier	Service provider contracted to supply and install specific items to Eskom, Kusile Power Station and provide the required spare parts.

2.4 Abbreviations

Abbreviation	Explanation
B-BBEE	Broad Base Black Economic Empowerment
SD&L	Supplier Development and Localisation
TES	Technical Evaluation Strategy
TET	Technical Evaluation Team
OEM	Original Equipment Manufacturer
MAS	Maintenance Ancillary Services
NEC	New Engineering Contracts
SOW	Scope of work
SC	Supply Contract
ISO	International Standard Organisation

CONTROLLED DISCLOSURE

When downloaded from the document management system, this document is uncontrolled and the responsibility rests with the user to ensure it is in line with the authorized version on the system.

No part of this document may be reproduced without the expressed consent of the copyright holder, Eskom Holdings SOC Ltd, Reg No 2002/015527/30.

2.5 Roles and Responsibilities

As per 240-48929482: Tender Technical Evaluation Procedure

2.6 Process for Monitoring

The primary process for monitoring will be governed by Eskom Procurement and Supply Chain Management Policy (32-1033). This policy provides related principles to be applied to ensure uniform application of processes within Eskom Holdings SOC Ltd and its subsidiaries.

2.7 Related/Supporting Documents

Drawings for workshop layout

3. Tender Technical Evaluation Strategy

3.1 Tender Technical Evaluation Threshold

The mandatory requirements are the gate keepers and minimum qualitative weighted final score (threshold) required for a tender to be considered from a technical perspective is 70%. Suppliers who will not meet the mandatory requirements will be disqualified and not considered for further evaluation. Suppliers who will obtain scores below minimum threshold will not be considered for further evaluations but will be disqualified.

3.2 Technical Evaluation Criteria

Technical Evaluation Criteria (100%)		
1	MANDATORY REQUIREMENTS	
1.1	All required critical skills. <i>(Certified copies of qualifications not older than three months and valid ECSA proof of registration to be submitted.)</i>	Yes/No
2	COMPANY PROFILE 100%	
2.1	Technical Specification	100
	TOTAL (100%)	
Overall minimum threshold for qualification (70%)		

3.3 TET Members

Table 1: TET Members 4

TET number	TET Member Name	Designation
------------	-----------------	-------------

CONTROLLED DISCLOSURE

When downloaded from the document management system, this document is uncontrolled and the responsibility rests with the user to ensure it is in line with the authorized version on the system.

No part of this document may be reproduced without the expressed consent of the copyright holder, Eskom Holdings SOC Ltd, Reg No 2002/015527/30.

TET 1	Fani Mahlangu	Kusile MAS Senior Supervisor
TET 2	Phetheni Mhlongo	Kusile Technical Support Senior Advisor
TET 3	Lerato Sekhu	Kusile MAS Senior Supervisor
TET 4	Wenziwe Mathebula	Kusile Project Manager

3.4 Mandatory Evaluation Criteria

Table 2: Mandatory Evaluation Criteria

Mandatory Technical Criteria Description	Reference to Technical Specification / Tender Returnable	Motivation for use of Criteria
1x Professional Mechanical Engineer	Certified copy of qualification (Not more than 3months) and proof of valid ECSA Registration	Critical Skill required for machinery and mechanical scope
1x Professional Civil Engineer	Certified copy of qualification (Not more than 3months) and proof of valid ECSA Registration	Critical Skill required for Civil scope
1x Professional Electrical Engineer	Certified copy of qualification (Not more than 3months) and proof of valid ECSA Registration	Critical Skill required for Electrical scope
1x GCC (Factories)	Certified copy of qualification (Not more than 3months) and proof of valid ECSA Registration	Critical Skill required for total safety accountability
1x Installation Electrician	Certified copy of qualification (Not more than 3months) and proof of valid Installation Registration	Critical Skill required for the electrical installation

3.5 Qualitative Evaluation Criteria

Table 3: Qualitative Evaluation Criteria

Technical Criteria (100%)		
Item	Requirements	Weight
3.1	The tenderer to submit proof of previous successfully executed supply, delivery and installation works within the last 5 years. 3x and above proofs [30] 2x proofs [20]	30%

CONTROLLED DISCLOSURE

When downloaded from the document management system, this document is uncontrolled and the responsibility rests with the user to ensure it is in line with the authorized version on the system.

No part of this document may be reproduced without the expressed consent of the copyright holder, Eskom Holdings SOC Ltd, Reg No 2002/015527/30.

	<p><i>Submits proof of order and proof of delivery accepted and stamped by the Client (Any industry). Proof must be in the form of a combination of the following:</i></p> <ul style="list-style-type: none"> • <i>Valid purchase orders (PO),</i> • <i>Signed off delivery notes (by supplier and client) associated with purchase order</i> 	
3.2	<p>Method Statement</p> <p>The tenderer shall submit a detailed methodology of how the tenderer will:</p> <ul style="list-style-type: none"> • Supply and deliver order to specification as per the SOW and handle defective material and premature failure of components. [5] • Perform quality verification. [5] • Provide onsite and offsite material storage procedure as per the original equipment manufacturer requirements.[5] • Perform safe stock handling and transportation of critical components. [5] • Provide technical support and training to Eskom of delivered components as per the SOW in liaising with respective equipment manufacturer. [5] <p><i>Note: Proof must be submitted in a form of a written document approved by management</i></p>	25%
3.3	<p>Material Preservation and Storage</p> <p>The service provider team must provide a signed off onsite and offsite storage procedures. [20]</p> <p><i>Note: Proof must be submitted in a form of a written document approved by management</i></p>	20%
3.4	<p>Transportation and Technical Support</p> <p>A detailed methodology on how the transportation of the material and provision of technical support will be carried out should be outlined. This should include but not limited to:</p> <ul style="list-style-type: none"> • Use of appropriate/suitable transportation. [5] • Make use of quality/licensed rigging equipment for loading and offloading of material. [5] • Material safety during transportation. [5] • Providence of technical support as and when required. [5] • Detailed plan to ensure spares are made available on site within four weeks of receiving the order. [5] 	25%
		Total (100%)
Overall minimum threshold for qualification (70%)		

CONTROLLED DISCLOSURE

When downloaded from the document management system, this document is uncontrolled and the responsibility rests with the user to ensure it is in line with the authorized version on the system.

No part of this document may be reproduced without the expressed consent of the copyright holder, Eskom Holdings SOC Ltd, Reg No 2002/015527/30.

3.6 TET Members Responsibilities

Table 4: TET Member Responsibility

TET number	Qualitative Technical Evaluation Criteria	Designation
TET 1	Review and Evaluate Mandatory Criteria and section 3.1 – 3.4 of the Qualitative Technical Evaluation Criteria	Kusile MAS Senior Supervisor
TET 2	Review and Evaluate section 3.1 - 3.4 of the Qualitative Technical Evaluation Criteria	Kusile Technical Support Senior Advisor
TET 3	Review and Evaluate section 3.1 -3.4 of the Qualitative Technical Evaluation Criteria	Kusile MAS Senior Supervisor
TET 4	Review and Evaluate section 3.1 -3.4 of the Qualitative Technical Evaluation Criteria	Kusile Project Manager

3.7 Foreseen Acceptable / Unacceptable Qualifications

3.7.1 Risks

Table 5: Acceptable Technical Risks

Risk	Description
1.	No alternative tender will be acceptable at tender stage.

Table 6: Unacceptable Technical Risks

Risk	Description
1.	Material delivery without certificates
2.	Material not marked properly

3.7 Exceptions/Conditions

Table 7: Acceptable Technical Exceptions / Conditions

Risk	Description
1.	None

Table 8: Unacceptable Technical Exceptions / Conditions

Risk	Description
-------------	--------------------

CONTROLLED DISCLOSURE

When downloaded from the document management system, this document is uncontrolled and the responsibility rests with the user to ensure it is in line with the authorized version on the system.

No part of this document may be reproduced without the expressed consent of the copyright holder, Eskom Holdings SOC Ltd, Reg No 2002/015527/30.

1.	None
----	------

CONTROLLED DISCLOSURE

When downloaded from the document management system, this document is uncontrolled and the responsibility rests with the user to ensure it is in line with the authorized version on the system.

No part of this document may be reproduced without the expressed consent of the copyright holder, Eskom Holdings SOC Ltd, Reg No 2002/015527/30.

4. Acceptance

This document has been seen and accepted by:

Name	Designation
Fhatuwani Nelufhangani	Kusile MAS Manager
Abel Vuma	Kusile Maintenance Group Manager

5. Revisions

Date	Rev.	Compilers	Remarks
November 2024	1	Fani Mahlangu	1 st issue

6. Development Team

The following people participated in the development of this document:

Name & Surname	Designation
Fani Mahlangu	Kusile Power Station, MAS Senior Supervisor
Ditlhora Mashaba	Hendrina Power Station, Welding and Fabrication Senior Supervisor
Phetheni Mhlongo	Kusile Power Station, Technical Support Senior Advisor
Fhatuwani Nelufhangani	Kusile Power Station, MAS Manager
Wenziwe Mathebula	Kusile Power Station, Project Manager

7. Acknowledgements

N/A

CONTROLLED DISCLOSURE

When downloaded from the document management system, this document is uncontrolled and the responsibility rests with the user to ensure it is in line with the authorized version on the system.

No part of this document may be reproduced without the expressed consent of the copyright holder, Eskom Holdings SOC Ltd, Reg No 2002/015527/30.